



Complete Tile Fixing Solution



CEMENT GROUT SANDED


A FILLER USED FOR FILLING JOINTS OF 3MM TO 12MM FOR NON ABSORBENT TILES.



Latest Technology
Value For Money




Durability



Reliability



Resists Algae &
Fungus Growth



Home Pride Cementitious Grout (Sanded)



Description:-

Home Pride Cementitious grout is a factory prepared mixture of Portland cement, polymer and aggregates for filling of joints width 3 to 12 mm for non absorbent tiles in for interior and exterior area. It is durable, hard, colour fast and economical.

Home Pride Grout (Sanded) filling Joint width	3 mm – 12 mm
--	--------------

Application:-

Home Pride cementitious grout is applicable on

- Residential
- Commercial
- Institution
- Hospital
- Schools
- External Facades

Advantages:-

- ❖ Easy to maintenance
- ❖ Non shrinking and non cracking for tile joint 3mm - 12 mm
- ❖ Hard and durable
- ❖ Economic
- ❖ High ultimate strength and low permeability ensure the durability of the hardened grout.
- ❖ Available in a range of exciting colors that should satisfy even the most discriminating tastes.

Home Pride Cementitious Grout (Sanded)

Standard Compliance:-

Home Pride Cementitious Grout meets or exceeds the test requirements of ANSI A118.6.

Technical Data:-

The following results were obtained when mixed with water under laboratory working conditions (Temperature 21°C, 70°F).

Test Method	Requirement
Compressive Strength ANSI A 118.6 4.5	3500-4500psi(24.1 – 31 MPa)
Linear Shrinkage ANSI A118.6 4.3	<0.2 %
Water Absorption	5 – 6%

*Specification subject to change without notification .results shown are typical but reflect test procedures used. Actual field performance will depend on installation methods & site conditions.

Working Properties	
Pot Life	2 hr
Foot Traffic	12 hr
Heavy Traffic	24 hr
Wet density	1.76 g/ml
Coverage	See Grout color chart for coverage information (Varies with tile size and grout width)

* Data sheets are subject to change without notice. For latest revision.

Colour :- Available in all colour as per shade card .







Features

- Colour Fast
- Possesses anti-algae & anti-fungal properties
- Economical In Application
- Reduce Shrinkage & Cracks
- Easy to Apply & Clean up

Home Pride Cementitious Grout (Sanded)

Packaging: - 1kg, 10 kg, 20 kg bags.

Performance Specification:-

Grouting must be carried out with a pre-packaged cement based product.

It shall be mixed with clean water to the required quantity .the plastic grout must not bleed or segregate.

The storage, handling and placement of the grout must be in strict accordance with the manufacture instructions.

2-Mixing:-

Place the water in a clean mixing container and add grout powder slowly. Mix by hand or with slow speed mixer. For best results a mechanically powered grout mixer (low speed drill fitted with a mixing paddle) should be used .when quantities up to 20 kg. To enable the grouting operation to be carried out continuously .it is essential that sufficient mixing capacity and labour are available.

Consistency of grout mix:-

The quantity of clean water required to be added to a 1 kg bag to achieve the desired consistency is given bellow.

Grout	Water
1 Kg	350 ml -400 ml

Instruction for Application:-

Surface Preparation

Before starting to grout, remove spacers and debris in grout joints and remove dust and dirt using a wet sponge. Do not leave water standing in joints. Substrate temperature must be between 4°C to 32°C. Apply grout release or sealer if necessary.

Application:-

Mixed grout put on grouting joints of tile and spread with a sparp, firm rubber grout flout. Fill the grout paste into the grouting joints until completely filled. Use diagonal strokes to pack the joints. Base plate.

Cleaning:-

Grout Primary Cleaning – remove excess grout from the face of the tiles with edge of the float. Hold the float at 90° angle and pull it at a 45° angle diagonally across and tile to avoid pulling out the material.

Grout secondary cleaning – remove remaining grout with a damp sponge (not wet) or a damp towel. Work diagonally to the joints. Allow to dry. When the grout joints are firm, polish the surface with a coarse nylon pad, cloth and minimal water.

Note – use caution when polishing soft glazed tiles or polished stone.


Storage:-

Home Pride Cementitious grout has a shelf life of 12 months if kept in a dry store in sealed bags. If stored in high temperature and high humidity location the shelf life will be reduced.

Health & Safety Precautions:-

Home Pride Cementitious grout is alkaline and should not come in to contact with skin and eyes. Avoid inhalation of dust during mixing.

- ❖ Gloves, Goggles and Dust mask should be worn.
- ❖ Avoid eye contact and prolong contact with skin.
- ❖ Wash thoroughly after handling.
- ❖ If eye contact occurs flush with water for 15 minutes and consult with physician.
- ❖ Do not breath dust ; wear a P2 type respiratory mask



Fire:-

Home Pride Cementitious grout is Non – Flammable.

Additional information:-

Home Pride a wide range of complementary products which include: Adhesive for Glass Mosaic, Adhesive for wall tile /Stone, Adhesive for AAC Blocks, Admixtures, Epoxy grouts, Floor Hardener, Floor Tile Cleaner Etc.

CUSTOMER CARE:-



Cooperate Office
Home Pride Adhesive .Pvt. Ltd.
F.429, Phase-1, RIICO Industrial area,
Bhiwadi (Alwar, Raj.)



www.homepride.in



9810470965, 9887723198, 9917245684



1800 111 818



Branch Office
M/S Home Pride Adhesive .Pvt. Ltd
Pole no. 1896 – 1897, New Mandoli
Industrial Area Delhi – 110093



homeprideadhesive@gmail.com



9810470965, 9887723198, 9917245684

Home Is Everybody Pride So, Make Sure You Use Home Pride

